

# BVI

## I-Ring<sup>®</sup> Pupil Expander

The Visitec I-Ring Pupil Expander is a Safe and Effective Solution for Intraoperative Small Pupil Expansion.

- Gentle on iris and other intraocular tissue
- Iris quickly returns to natural shape post-surgery
- Uniform pupil expansion
- Optimal field of view
- Easy insertion
- Quick removal



# Visitec® I-Ring® Pupil Expander Features and Benefits

## Atraumatic

### Ideal Ring Material

- Polyurethane — soft and resilient material is gentle on intraocular tissue

### Channel

- Fixed channel height does not compress and pinch iris during insertion or removal

### Enhanced Comfort and Ease of Use

- Designed to remain planar in anterior chamber protecting corneal endothelium
- Completely (360°) engages iris and eliminates distinct stress points

## Ease of Use

### Simple

- Single handed insertion, engagement and removal
- Minimal preparation for insertion by surgical team

### Intuitive

- Easy iris engagement and disengagement requiring only Sinsky hook
- Green color provides excellent contrast and visibility

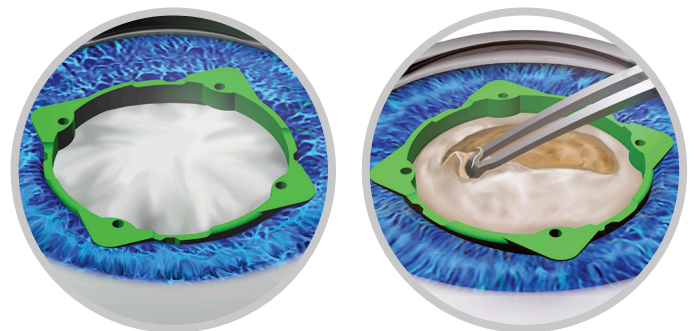
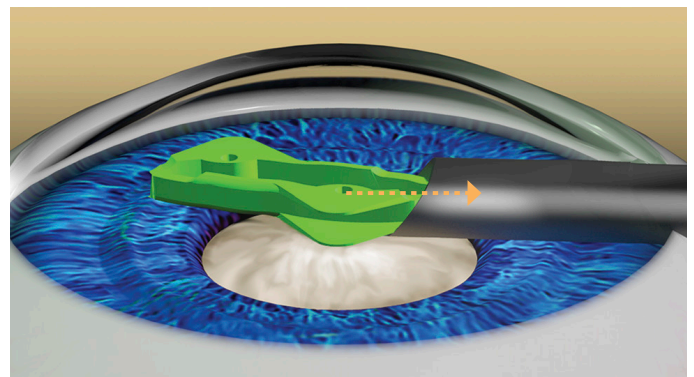

### Fast

- Design and material facilitate fast insertion and removal
- Minimal learning curve

## Uniform Pupil Expansion

### Continuous Contact

- Complete (360°) iris engagement provides ample working area
- Aperture shape helps guide capsulorhexis



| Description                                             | Item # | Qty |
|---------------------------------------------------------|--------|-----|
| Visitec I-Ring Pupil Expander, 1/ea, Sterile Single Use | 587001 | 1   |
| Visitec I-Ring Pupil Expander, 6/pk, Sterile Single Use | 587000 | 6   |